

Top Ten Tips for Social Communication



STEP 1


Modify the environment



Make the desirable object less accessible
in the environment

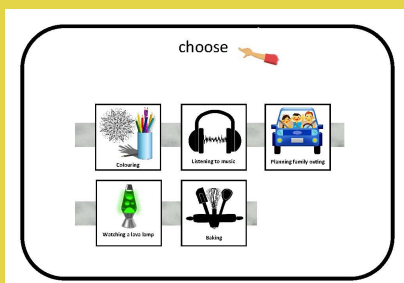
STEP 2

Establish attention



STEP 3


Create opportunities



Offer choices and situations to ask for help

STEP 4

Support communication visually



Top Ten Tips for Social Communication

STEP 5

Use gestures and body language



STEP 6

Slow and clear



Reduce what you say and slow down your rate of speech

STEP 7

Wait



Allow for the command to be processed

STEP 8


Try commenting rather than questions

I am having fun!



STEP 9

Respond



to every attempt at communication

STEP 10

Stay with the interaction until the goal is achieved

